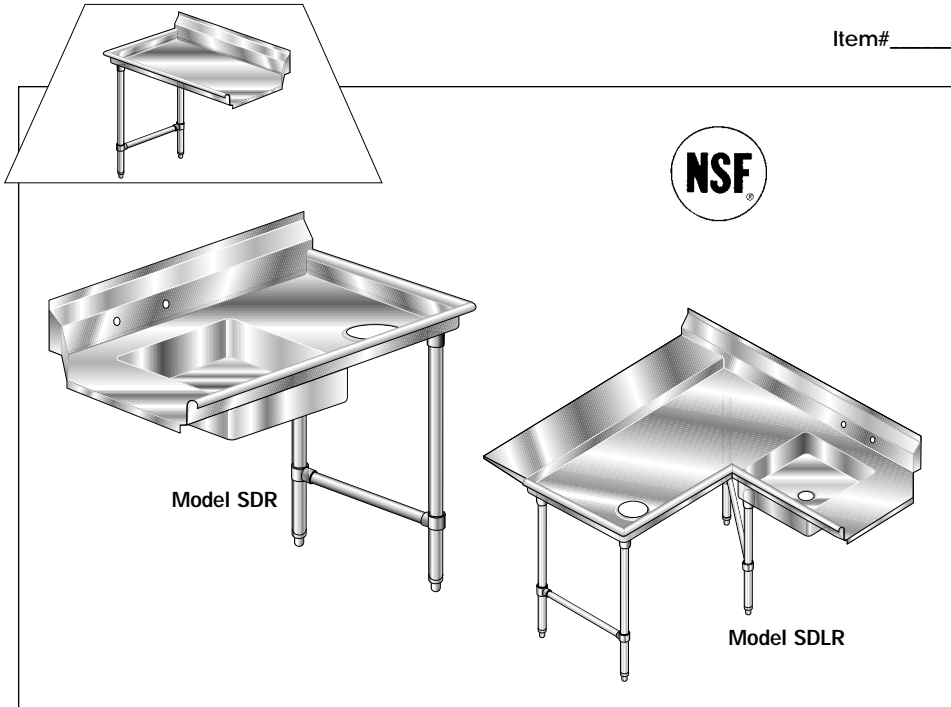




SOILED, RIGHT HAND DISHTABLES

SDR/SDCR/SDIR, SDR, USDR SERIES

Item# _____ Project _____



Quantity	DELUX Model #	AEROSPEC Model #
SOILED, STRAIGHT DISHTABLES		
_____	3SD-R-30	2SD-R-30
_____	3SD-R-36	2SD-R-36
_____	3SD-R-48	2SD-R-48
_____	3SD-R-60	2SD-R-60
_____	3SD-R-72	2SD-R-72
_____	3SD-R-84	2SD-R-84
_____	3SD-R-96	2SD-R-96
_____	3SD-R-120	2SD-R-120
_____	3SD-R-144	2SD-R-144

SOILED, CORNER DISHTABLES		
_____	3SDC-R-48	2SDC-R-48
_____	3SDC-R-60	2SDC-R-60
_____	3SDC-R-72	2SDC-R-72
_____	3SDC-R-84	2SDC-R-84
_____	3SDC-R-96	2SDC-R-96
_____	3SDC-R-120	2SDC-R-120
_____	3SDC-R-144	2SDC-R-144

SOILED, ISLAND DISHTABLES		
_____	3SDI-R-48	2SDI-R-48
_____	3SDI-R-60	2SDI-R-60
_____	3SDI-R-72	2SDI-R-72
_____	3SDI-R-84	2SDI-R-84
_____	3SDI-R-96	2SDI-R-96
_____	3SDI-R-120	2SDI-R-120
_____	3SDI-R-144	2SDI-R-144

SOILED, ISLAND DISHTABLES with Landing Shelf		
_____	3SDL-R-48	2SDL-R-48
_____	3SDL-R-60	2SDL-R-60
_____	3SDL-R-72	2SDL-R-72
_____	3SDL-R-84	2SDL-R-84
_____	3SDL-R-96	2SDL-R-96
_____	3SDL-R-120	2SDL-R-120
_____	3SDL-R-144	2SDL-R-144

SOILED, UNDERCOUNTER		
_____	3USD-R-48	2USD-R-48
_____	3USD-R-60	2USD-R-60
_____	3USD-R-72	2USD-R-72

MATERIAL DISHTABLE

- 3CD - 16 gauge 304 stainless steel.
- 2CD - 14 gauge 304 stainless steel.

LEGS

- 1 1/2" O.D. 16 gauge 304 series stainless steel tubing, complete with 1" adjustable, impact resistant, white metal feet.

CROSSBRACING

- 1 1/2" O.D. 16 gauge 304 series stainless steel crossbracing, 1 1/2" I.D. aluminum castings at all intersections

DESIGN FEATURES

- All dishtables have a 3/4" radius at all intersecting planes (consultant's spec).
- All dishtables fully cartoned.

EXCLUSIVE AERO SAFETY EDGE

- Table hemmed on the roll and backsplash to eliminate cuts from rough edges.

CONSTRUCTION

- EXCLUSIVE CUSTOM STYLE 20" x 20" x 5" DEEP FABRICATED BOWL FOR TRUE GAUGE INTEGRITY.**
- Plated gusset is machine welded 360 deg. to a stainless steel triangular plate.
- Gusset plate is fully welded directly underneath the sink for support.
- Polished to a #4 blended finish.

PLUMBING

- Water supply is 1/2" hot and cold.
- Faucet holes are 8" o.c. (splash mount, not included, see accessories).

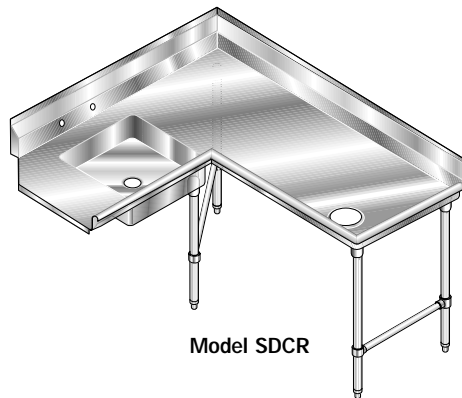
AEROSPEC

Includes all of the above and the following:

- Full 10" backsplash instead of standard 7".
- Stainless steel feet in lieu of white metal.

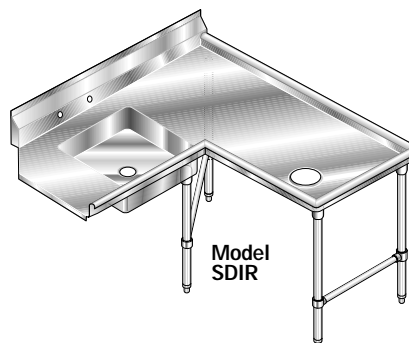
NOTE:

See Accessories page DT-5A for options.



Model SDCR

CUSTOM SIZES AVAILABLE



Model SDIR

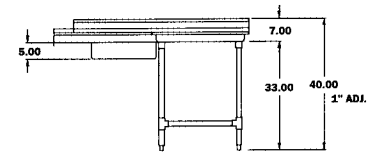
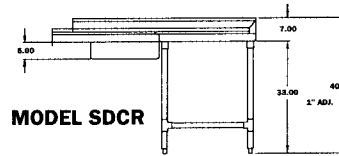
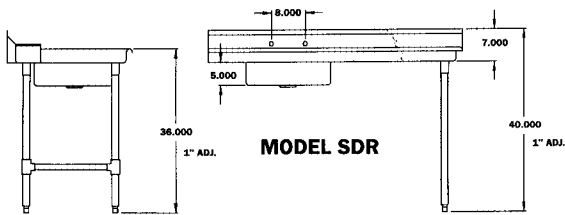
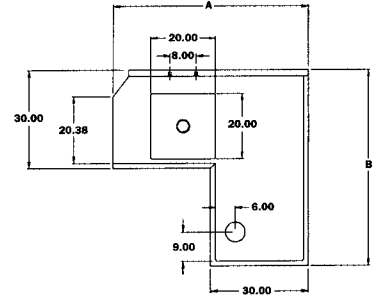
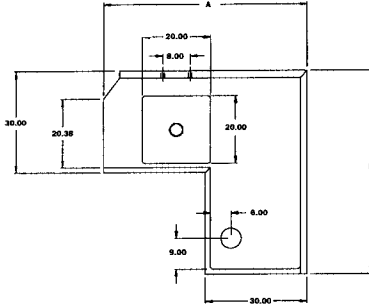
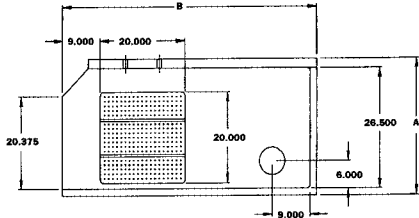
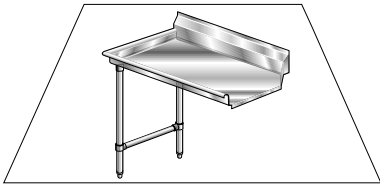


Model USDR

BUILT TO LAST A LIFETIME

email - sales@aeromfg.com

AERO MANUFACTURING COMPANY • 310 ALLWOOD ROAD, CLIFTON, NEW JERSEY 07012 • VOICE 973.473.5300 FAX 973.473.3794



MODEL SDR

MODEL SDCR

MODEL SDIR

A Width	B Length	DELUX 16GA 430 Model #	AEROSPEC 14GA 304 Model #	Ship Weight	Cubic Feet
---------	----------	------------------------	---------------------------	-------------	------------

SOILED, STRAIGHT DISHTABLES

30	30	3SD-R-30	2SD-R-30	75	10
30	36	3SD-R-36	2SD-R-36	83	12
30	48	3SD-R-48	2SD-R-48	93	15
30	60	3SD-R-60	2SD-R-60	105	19
30	72	3SD-R-72	2SD-R-72	120	22
30	84	3SD-R-84	2SD-R-84	130	26
30	96	3SD-R-96	2SD-R-96	140	28
30	120	3SD-R-120	2SD-R-120	152	31
30	144	3SD-R-144	2SD-R-144	160	34

SOILED, CORNER DISHTABLES

60	48	3SDC-R-48	2SDC-R-48	160	30
60	60	3SDC-R-60	2SDC-R-60	170	37
60	72	3SDC-R-72	2SDC-R-72	180	44
60	84	3SDC-R-84	2SDC-R-84	190	51
60	96	3SDC-R-96	2SDC-R-96	200	58
60	120	3SDC-R-120	2SDC-R-120	210	65
60	144	3SDC-R-144	2SDC-R-144	220	72

SOILED, ISLAND DISHTABLES

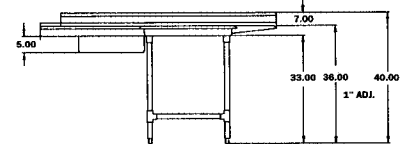
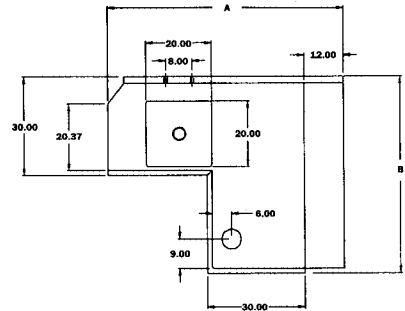
60	48	3SDI-R-48	2SDI-R-48	160	30
60	60	3SDI-R-60	2SDI-R-60	170	37
60	72	3SDI-R-72	2SDI-R-72	180	44
60	84	3SDI-R-84	2SDI-R-84	190	51
60	96	3SDI-R-96	2SDI-R-96	200	58
60	120	3SDI-R-120	2SDI-R-120	210	65
60	144	3SDI-R-144	2SDI-R-144	220	72

SOILED, ISLAND DISHTABLES with Landing Shelf

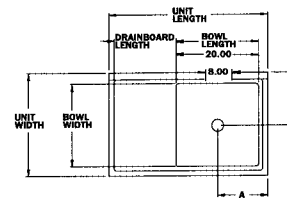
72	48	3SDL-R-48	2SDL-R-48	170	33
72	60	3SDL-R-60	2SDL-R-60	180	45
72	72	3SDL-R-72	2SDL-R-72	190	47
72	84	3SDL-R-84	2SDL-R-84	200	54
72	96	3SDL-R-96	2SDL-R-96	210	62
72	120	3SDL-R-120	2SDL-R-120	220	69
72	144	3SDL-R-144	2SDL-R-144	230	76

SOILED, UNDERCOUNTER

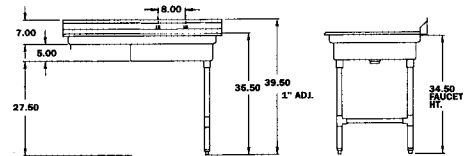
30	48	3USD-R-48	2USD-R-48	95	30
30	60	3USD-R-60	2USD-R-60	105	37
30	72	3USD-R-72	2USD-R-72	115	44



MODEL SDLR



*Scrap Hole & Block not Included.



MODEL USDR

All dimensions are typical (tol. ±1/2"). • For Accessories and Options see pages DT-5A & DT-5B.

email - sales@aeromfg.com

AERO MANUFACTURING COMPANY • 310 ALLWOOD ROAD, CLIFTON, NEW JERSEY 07012 • VOICE 973.473.5300 FAX 973.473.3794