

Item# _____ Project _____

Quantity	ECONOMY MF2 Model #	DELUX 3F2 Model #	AEROSPEC 2F2 Model #
----------	---------------------------	-------------------------	----------------------------

18" WIDE

_____	MF2-1818	3F2-1818	2F2-1818
_____	MF2-1821	3F2-1821	2F2-1821
_____	MF2-1824	3F2-1824	2F2-1824
_____	MF2-1827	3F2-1827	2F2-1827
_____	MF2-1830	3F2-1830	2F2-1830
_____	MF2-1836	3F2-1836	2F2-1836

21" WIDE

_____	MF2-2118	3F2-2118	2F2-2118
_____	MF2-2121	3F2-2121	2F2-2121
_____	MF2-2124	3F2-2124	2F2-2124
_____	MF2-2127	3F2-2127	2F2-2127
_____	MF2-2130	3F2-2130	2F2-2130
_____	MF2-2136	3F2-2136	2F2-2136

24" WIDE

_____	MF2-2418	3F2-2418	2F2-2418
_____	MF2-2421	3F2-2421	2F2-2421
_____	MF2-2424	3F2-2424	2F2-2424
_____	MF2-2427	3F2-2427	2F2-2427
_____	MF2-2430	3F2-2430	2F2-2430
_____	MF2-2436	3F2-2436	2F2-2436

30" WIDE

_____	MF2-3018	3F2-3018	2F2-3018
_____	MF2-3021	3F2-3021	2F2-3021
_____	MF2-3024	3F2-3024	2F2-3024
_____	MF2-3027	3F2-3027	2F2-3027
_____	MF2-3030	3F2-3030	2F2-3036
_____	MF2-3036	3F2-3036	2F2-3036

MATERIAL

BODY

- MF -16 gauge 304 stainless steel bowl, 430 body.
- 3F -16 gauge 304 stainless steel.
- 2F -14 gauge 304 stainless steel (AEROSPEC).

LEGS

- 1 3/4" O.D. 16 gauge 304 series stainless steel tubing, complete with 1" adjustable impact resistant white metal feet.

DESIGN FEATURES

- All sinks are fully cartoned.
- Easily assembled.
- Space saving design eliminates 2" of length through the use of bowl partitions.

EXCLUSIVE AERO SAFETY EDGE

- Sink hemmed on the roll and backsplash to eliminate cuts from rough edges.

CONSTRUCTION

- Exclusive 14" bowl depth on all models (consultant's spec).**
- Custom style fabricated bowl for true gauge integrity.**
- All sinks have a 3/8" radius at all intersecting planes (consultant's spec).
- 18 gauge stainless steel strip to cover seams between bowls.
- Stainless steel gusset is machine welded 360 deg. to a stainless steel triangular plate.
- Gusset plate is fully welded directly underneath the sink for support.
- Polished to a #4 blended finish.

PLUMBING

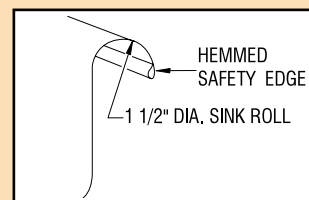
- Water supply is 1/2" hot and cold.
- Faucet holes are 8" o.c. (Faucets not included. See accessories).

AEROSPEC

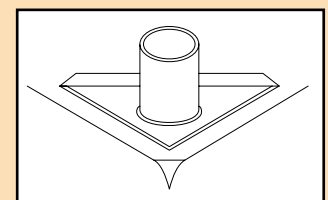
Includes all of the above and the following:

- Full 10" backsplash instead of standard 7".
- 18 gauge stainless steel enclosure surrounding all sink bowls.
- Stainless steel feet in lieu of white metal.
- Legs have stainless steel crossbracing with aluminum castings at all intersections.

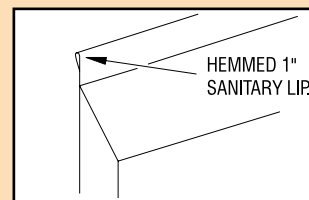
CUSTOM SIZES AVAILABLE



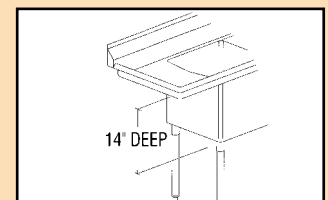
Exclusive Aero Safety Edge



Fully Welded Gusset Assembly



1" Sanitary Lip



14" Custom-Style Bowl

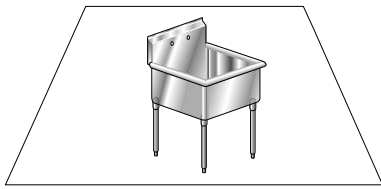
CONSULTANT'S SPECS AT PRODUCTION PRICES

AERO MANUFACTURING COMPANY • 310 ALLWOOD ROAD, CLIFTON, NEW JERSEY 07012 • VOICE 973.473.5300 FAX 973.473.3794

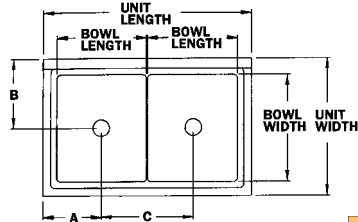
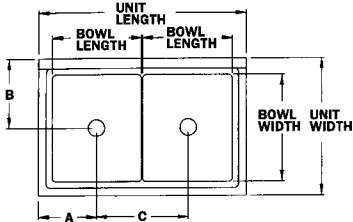


DIMENSIONAL SPECIFICATIONS

F2 SERIES, Two Compartment, NSF Sinks

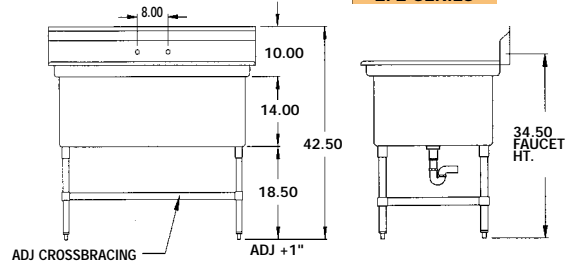
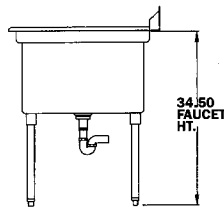
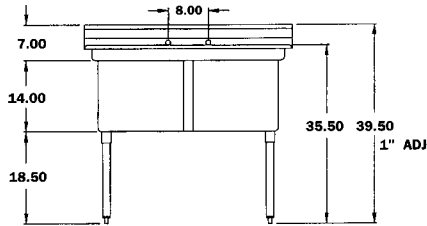


■ Supplied with stainless steel drain basket and strainer.



ECONOMY MF2 SERIES

AEROSPEC 2F2 SERIES



BOWL Width	BOWL Length	UNIT Width	UNIT Length	A Drain	B Drain	C Drain	ECONOMY MF2 Model #	DELUX 3F2 Model #	AEROSPEC 2F2 Model #	Ship Weight	Cubic Feet	Sets, Faucet Holes
18" WIDE												
18	18	24	41.5	11.75	12.25	18	MF2-1818	3F2-1818	2F2-1818	64	12	ONE
18	21	24	47.5	13.25	12.25	21	MF2-1821	3F2-1821	2F2-1821	76	14	ONE
18	24	24	53.5	14.75	12.25	24	MF2-1824	3F2-1824	2F2-1824	88	16	ONE
18	27	24	59.5	16.25	12.25	27	MF2-1827	3F2-1827	2F2-1827	102	17	ONE
18	30	24	65.5	17.75	12.25	30	MF2-1830	3F2-1830	2F2-1830	112	19	ONE
18	36	24	77.5	20.75	12.25	36	MF2-1836	3F2-1836	2F2-1836	124	23	ONE

21" WIDE

21	18	27	41.5	11.75	13.75	18	MF2-2118	3F2-2118	2F2-2118	68	14	ONE
21	21	27	47.5	13.25	13.75	21	MF2-2121	3F2-2121	2F2-2121	80	16	ONE
21	24	27	53.5	14.75	13.75	24	MF2-2124	3F2-2124	2F2-2124	92	18	ONE
21	27	27	59.5	16.25	13.75	27	MF2-2127	3F2-2127	2F2-2127	104	20	ONE
21	30	27	65.5	17.75	13.75	30	MF2-2130	3F2-2130	2F2-2130	116	21	ONE
21	36	27	77.5	20.75	13.75	36	MF2-2136	3F2-2136	2F2-2136	128	25	ONE

24" WIDE

24	18	30	41.5	11.75	15.25	18	MF2-2418	3F2-2418	2F2-2418	72	15	ONE
24	21	30	47.5	13.25	15.25	21	MF2-2421	3F2-2421	2F2-2421	84	17	ONE
24	24	30	53.5	14.75	15.25	24	MF2-2424	3F2-2424	2F2-2424	96	20	ONE
24	27	30	59.5	16.25	15.25	27	MF2-2427	3F2-2427	2F2-2427	108	22	ONE
24	30	30	65.5	17.75	15.25	30	MF2-2430	3F2-2430	2F2-2430	120	24	ONE
24	36	30	77.5	20.75	15.25	36	MF2-2436	3F2-2436	2F2-2436	132	28	ONE

30" WIDE

30	18	36	41.5	11.75	18.25	18	MF2-3018	3F2-3018	2F2-3018	84	18	ONE
30	21	36	47.5	13.25	18.25	21	MF2-3021	3F2-3021	2F2-3021	96	21	ONE
30	24	36	53.5	14.75	18.25	24	MF2-3024	3F2-3024	2F2-3024	108	23	ONE
30	27	36	59.5	16.25	18.25	27	MF2-3027	3F2-3027	2F2-3027	120	26	ONE
30	30	36	65.5	17.75	18.25	30	MF2-3030	3F2-3030	2F2-3030	132	29	ONE
30	36	36	77.5	20.75	18.25	36	MF2-3036	3F2-3036	2F2-3036	148	34	ONE

All dimensions are typical (tol. $\pm 1/8"$). • For Accessories and Options see pages FS-7A, FS-7B.

email - sales@aeromfg.com

AERO MANUFACTURING COMPANY • 310 ALLWOOD ROAD, CLIFTON, NEW JERSEY 07012 • VOICE 973.473.5300 FAX 973.473.3794